



X&Y

XY tables are a smart, functional, height adjustable pull up table system. The personal laptop and side tables feature an easy push lift system for height adjustment between lounge and work height. The pill

shaped work tables adjust between work and standing height and incorporate a discrete control lever under the top to adjust the height.

Design by Allermuir

Overview



XY01



XY02



XY03



XY04



XY04-A



XYRS

Design  
Design by Allermuir

Our team of talented in house designers are responsible for creating elegant, innovative furniture designs which not only look beautiful, but minimize the impact on the world around us.

They come from all over the world, but are based in our Design Center located in a quiet Lancashire village just outside the Ribble Valley. Our dedicated facility is over three floors which include studios, a materials test center and prototyping lab.

Standard Features (\*Selected models only)

- 1" MFC top with matching edge tape
- Easy lift frame finished in black or white powder coat
- Single trigger lift frame finished in black or white powder coat
- Leveling glides

- Docking cradle for battery
- Rear screen finished in Black, White, Forest Green and Silk Gray - XY04 & XY04-A only
- Rechargeable battery 200 w/hrs
- Battery charging station for 3no. batteries

Optional Features

- Lockable Casters

X&Y Occasional Tables

XY01

Overall Height: 21.5-31.25"mm  
Overall Width: 21.75"  
Overall Depth: 13.75"



XY02

Overall Height: 21.5-31.25"  
Overall Width: 19.75"  
Overall Depth: 19.75"



XY03

Overall Height: 27-46.75"  
Overall Width: 47.25"  
Overall Depth: 19.75"



XY04

Overall Height: 27-46.75"  
Overall Width: 29.5"  
Overall Depth: 20.5"




XY04-A


Overall Height: 27-46.75"  
Overall Width: 29.5"  
Overall Depth: 20.5"




Standard Metal Finishes




Edge Stains




Base Finishes



TFL - Standard Options



TFL - Premium Colors



Edge Reference



REF Group Number 28

HPL laminate over a 1" MDF core counter balanced. The edge is cut back with a chamfer. The edge is clear finish as standard or can be stained.

Note: Color images are for reference only. Please verify with actual color sample.